

uCertify

Course Outline

**UOP-CIS207T - Information Systems
Fundamentals**



24 Apr 2024

1. Pre-Assessment
2. Exercises, Quizzes, Flashcards & Glossary
Number of Questions
3. Expert Instructor-Led Training
4. ADA Compliant & JAWS Compatible Platform
5. State of the Art Educator Tools
6. Award Winning Learning Platform (LMS)
7. Chapter & Lessons

Syllabus

Chapter 1: Core Hardware Components , Peripherals and Connectors

Chapter 2: Devices, Internet and Operating Systems

Chapter 3: Software Applications and Development

Chapter 4: Network Concepts, Technologies and Database Fundamentals

Chapter 5: Security Concepts, Continuity and Support

Chapter 6: About

Videos and How To

8. Practice Test

Here's what you get

Features

9. Activity Labs

Lab Tasks

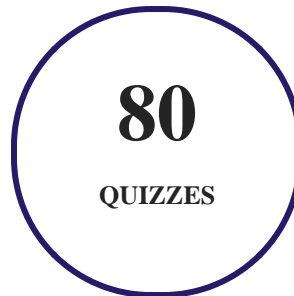
Here's what you get

1. Pre-Assessment

Pre-Assessment lets you identify the areas for improvement before you start your prep. It determines what students know about a topic before it is taught and identifies areas for improvement with question assessment before beginning the course.

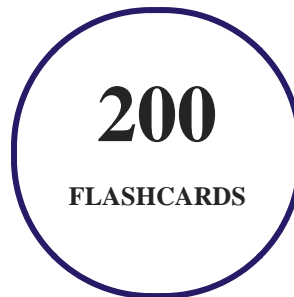
2. Quizzes

Quizzes test your knowledge on the topics of the exam when you go through the course material. There is no limit to the number of times you can attempt it.



3. flashcards

Flashcards are effective memory-aiding tools that help you learn complex topics easily. The flashcard will help you in memorizing definitions, terminologies, key concepts, and more. There is no limit to the number of times learners can attempt these. Flashcards help master the key concepts.



4. Glossary of terms

uCertify provides detailed explanations of concepts relevant to the course through Glossary. It contains a list of frequently used terminologies along with its detailed explanation. Glossary defines the key terms.



5. Expert Instructor-Led Training

uCertify uses the content from the finest publishers and only the IT industry's finest instructors. They have a minimum of 15 years real-world experience and are subject matter experts in their fields. Unlike a live class, you can study at your own pace. This creates a personal learning experience and gives you all the benefit of hands-on training with the flexibility of doing it around your schedule 24/7.

6. ADA Compliant & JAWS Compatible Platform

uCertify course and labs are ADA (Americans with Disability Act) compliant. It is now more accessible to students with features such as:

- Change the font, size, and color of the content of the course
- Text-to-speech, reads the text into spoken words
- Interactive videos, how-tos videos come with transcripts and voice-over
- Interactive transcripts, each word is clickable. Students can clip a specific part of the video by clicking on a word or a portion of the text.

JAWS (Job Access with Speech) is a computer screen reader program for Microsoft Windows that reads the screen either with a text-to-speech output or by a Refreshable Braille display. Student can easily navigate uCertify course using JAWS shortcut keys.

7. State of the Art Educator Tools

uCertify knows the importance of instructors and provide tools to help them do their job effectively. Instructors are able to clone and customize course. Do ability grouping. Create sections. Design grade scale and grade formula. Create and schedule assessments. Educators can also move a student from self-paced to mentor-guided to instructor-led mode in three clicks.

8. Award Winning Learning Platform (LMS)

uCertify has developed an award winning, highly interactive yet simple to use platform. The SIIA CODiE Awards is the only peer-reviewed program to showcase business and education technology's finest products and services. Since 1986, thousands of products, services and solutions have been recognized for achieving excellence. uCertify has won CODiE awards consecutively for last 7 years:

- **2014**

1. Best Postsecondary Learning Solution

- **2015**

1. Best Education Solution
2. Best Virtual Learning Solution
3. Best Student Assessment Solution
4. Best Postsecondary Learning Solution
5. Best Career and Workforce Readiness Solution
6. Best Instructional Solution in Other Curriculum Areas
7. Best Corporate Learning/Workforce Development Solution

- **2016**

1. Best Virtual Learning Solution
2. Best Education Cloud-based Solution
3. Best College and Career Readiness Solution
4. Best Corporate / Workforce Learning Solution
5. Best Postsecondary Learning Content Solution

6. Best Postsecondary LMS or Learning Platform
7. Best Learning Relationship Management Solution

- **2017**

1. Best Overall Education Solution
2. Best Student Assessment Solution
3. Best Corporate/Workforce Learning Solution
4. Best Higher Education LMS or Learning Platform

- **2018**

1. Best Higher Education LMS or Learning Platform
2. Best Instructional Solution in Other Curriculum Areas
3. Best Learning Relationship Management Solution

- **2019**

1. Best Virtual Learning Solution
2. Best Content Authoring Development or Curation Solution
3. Best Higher Education Learning Management Solution (LMS)

- **2020**

1. Best College and Career Readiness Solution
2. Best Cross-Curricular Solution
3. Best Virtual Learning Solution

9. Chapter & Lessons

uCertify brings these textbooks to life. It is full of interactive activities that keeps the learner engaged. uCertify brings all available learning resources for a topic in one place so that the learner can efficiently learn without going to multiple places. Challenge questions are also embedded in the chapters so learners can attempt those while they are learning about that particular topic. This helps them grasp the concepts better because they can go over it again right away which improves learning.

Learners can do Flashcards, Exercises, Quizzes and Labs related to each chapter. At the end of every lesson, uCertify courses guide the learners on the path they should follow.

Syllabus

Chapter 1: Core Hardware Components , Peripherals and Connectors

- Introducing Internal Components
- Exploring Motherboards, Processors, and Memory
- Exploring Storage and Expansion Devices
- Exploring Power and Cooling
- Understanding Common Peripherals, Interfaces, and Connectors

Chapter 2: Devices, Internet and Operating Systems

- Exploring Common Computing Devices
- Understanding the Internet of Things
- Operating System Fundamentals
- Managing an Operating System

Chapter 3: Software Applications and Development

- Understanding Application Architecture and Installation
- Exploring Common Application Types
- Exploring Programming Languages

- Understanding Programming Concepts and Techniques

Chapter 4: Network Concepts, Technologies and Database Fundamentals

- Understanding Databases
- Exploring Connection Types and Features
- Understanding Network Connectivity Essentials
- Setting Up a Wireless Network

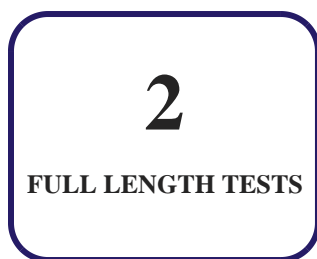
Chapter 5: Security Concepts, Continuity and Support

- Understanding Hackers and Motives
- Understanding Security Threats
- Understanding Access Control
- Understanding Security Best Practices
- Understanding Business Continuity
- Exploring Computer Support Concepts

Chapter 6: About

10. Practice Test

Here's what you get



Features

Each question comes with detailed remediation explaining not only why an answer option is correct but also why it is incorrect.

Unlimited Practice

Each test can be taken unlimited number of times until the learner feels they are prepared. Learner can review the test and read detailed remediation. Detailed test history is also available.

Each test set comes with learn, test and review modes. In learn mode, learners will attempt a question and will get immediate feedback and complete remediation as they move on to the next question. In test mode, learners can take a timed test simulating the actual exam conditions. In review mode, learners can read through one item at a time without attempting it.

11. Activity Labs

uCertify's performance-based labs are simulators that provides virtual environment. Labs deliver hands on experience with minimal risk and thus replace expensive physical labs. uCertify Labs are cloud-based, device-enabled and can be easily integrated with an LMS. Features of uCertify labs:

- Provide hands-on experience in a safe, online environment
- Labs simulate real world, hardware, software & CLI environment
- Flexible and inexpensive alternative to physical Labs
- Comes with well-organized component library for every task

- Highly interactive - learn by doing
- Explanations and remediation available
- Videos on how to perform

Lab Tasks

- Installing a Motherboard, Processor, and Processor Fan
- Assessing Computer's RAM and Virtual Memory
- Configuring Mouse Properties
- Installing an IP Printer
- Connecting a Keyboard, Mouse, and Monitor to a Computer
- Identifying Features of a Laptop and Tablet
- Defining Operating System Functions
- Creating a Password-Protected User Account
- Changing the System's Virtual Memory
- Configuring Windows User Account Control
- Manipulating Files
- Installing Operating System Features
- Installing 7-Zip
- Downloading and Installing the Adobe Acrobat Reader
- Running Antivirus
- Creating "Hello, world!" in HTML
- Understanding Data Types
- Creating a Database and a Table
- Importing Data from Excel to Access
- Configuring Automatic Private IP Addressing
- Connecting a Wireless Router to a Laptop
- Configuring Windows 10 Wireless Settings
- Configuring a Wireless Client
- Creating a DoS Attack Scenario
- Identifying the Denial of Service Attack
- Understanding Single Sign-On

- Backing Up Files
- Booting Into Safe Mode
- Restoring a Restore Point

Here's what you get

29

ACTIVITY LABS

64

59

12. Practice Labs

The benefits of live-labs are:

- Exam based practical tasks
- Real equipment, absolutely no simulations
- Access to the latest industry technologies
- Available anytime, anywhere on any device
- Break and Reset functionality
- No hardware costs

Lab Tasks

Core Hardware Components , Peripherals and Connectors

- Identifying Motherboard Slots

- Identifying the Motherboard Form Factors
- Installing PCIe Cards on the Motherboard
- Identifying Slots of a Motherboard
- Installing a PCI Sound Card
- Identifying Types of RAM
- Examining Hard Drives in Windows
- Connecting the Motherboard to the Internal Hard Disk
- Identifying Video Card Components
- Installing SMPS and Connecting it to the Motherboard
- Identifying Video Ports and Connectors
- Identifying Computer Power Supply Connectors
- Disabling a Touchpad
- Configuring Language in Windows
- Identifying Printer Types
- Identifying a Daisy-Wheel Printer
- Connecting Speakers to a Computer
- Connecting a Monitor and Headset to a Computer
- Click to select the part of the laptop keyboard that contains a set of function keys.
- Changing Screen Resolution

Devices, Internet and Operating Systems

- Replacing the Battery of a Smartphone and Inserting a Memory Card
- Creating a Shortcut
- Creating a Standard User Account
- Viewing Driver Details
- Deleting a Partition
- Creating a New Volume
- Running the Disk Cleanup Utility
- Creating a Task with Task Scheduler

Software Applications and Development

- Uninstalling an Application
- Uninstalling and Reinstalling a Device Driver
- Disabling and Enabling a Device in Device Manager
- Rolling Back a Driver

- Updating a Driver
- Enabling Windows Update
- Managing Cookies and Cache in Microsoft Edge
- Configuring the Edge Pop-Up Blocker
- Using 7-Zip to Create an Archive
- Turning on Windows Firewall
- Setting Up a DMZ on a SOHO Router

Network Concepts, Technologies and Database Fundamentals

- Deleting a Table
- Obtaining Automatic Private IP Addressing
- Accessing the Windows 10 Wireless Properties
- Configuring a DHCP Role with Error Notification

Security Concepts, Continuity and Support

- Starting and Stopping a Service
- Restoring Files
- Creating a Restore Point
- Running an Application in Compatibility Mode
- Using the System Configuration Utility
- Creating a Desktop Shortcut for MSConfig

Here's what you get

49

PRACTICE LABS

64

59

GET IN TOUCH:

www.uCertify.com